
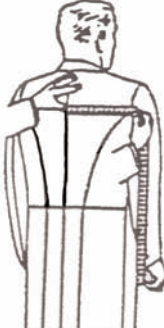








One Harmony Place
 New London Ohio 44851
 419-929-1516 or toll free 800-537-2575
 fax 4199-929-0122 email: info@newlondonregalia.com
 website: www.thomasrobes.com

Bill to: _____
 Commandery: _____ No. _____
 For: Name _____ Rank: _____
 Street _____ City _____ State _____
 Height: _____ Weight: _____ Collar _____ Hat Size _____
actual neck measurement
 Phone _____ Material _____

MEASUREMENTS FOR COAT

				
Collar to waist _____ Coat Length _____ Measure from bottom of collar to waist and then to length desired	Half Back Width _____ Measure from center seam to sleeve seam	Sleeve Inseam _____ Measure from arm hole seam to length desired	Chest _____ Measure high up under arms over shoulder blades in back	Stomach _____ Measure around largest part of abdomen

MEASUREMENTS FOR PANTS SEAT - Flat Regular Prominent

		
Inseam _____ Measure from well up in crotch to length desired	Waist _____ Measure around waist just above where pants	Seat _____ Measure around largest part of seat loosely




NOTE

Give Actual Measurements

We allow for comfort and make such allowances as are necessary.







Complete all spaces

Circle figure which gives best idea of Customer's shoulders

		
Sloping Shoulders	Regular Shoulders	Square Shoulders

IS EITHER SHOULDER LOW?
 RIGHT LEFT
 HOW MUCH? _____

Circle SIDE VIEW of customer's nearest attitude

					
Normal Figure	Head forward regular back and chest	Stooping, full round back narrow chest	Very erect full chest	Regular Stout	Head forward Flat chest Round back Prominent stomach

Your items will be tailored according to the measurements you provide. Any remakes or alterations are your responsibility.

Special notes: _____

What size do you normally buy? Coat _____ Pant _____